

Module

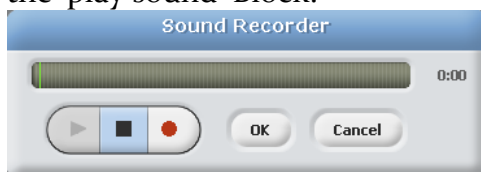
Story: Create Your Own Sound Effect

Sound effects are the sounds you hear when some action occurs (such as a baseball hitting a baseball bat or a cat purring when she is happy). Here you're going to create your own sound effect.

Typically a sound effect in a comic book looks like this:




A sound effect is a way to create (or imitate), in a more realistic way, what the Scratch Cat would sound like making the 'Meow' sound. To do this in our project we use the Sound Recorder and the 'play sound' Block.



Want to create your own sound effect? Start by clicking on the 'Sounds' tab:



Next, click the 'Record' button next to 'New sound':



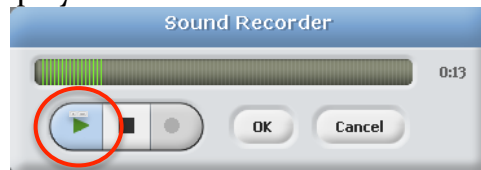
In the 'Sound Recorder' window, click the 'record' button:



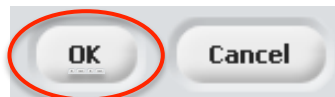
When you are done recording, click the 'stop' button:



To hear what you've recorded, click the 'play' button:



Click the 'OK' button when finished:



Rename the recording title:



Now you have a sound Block with your recording!



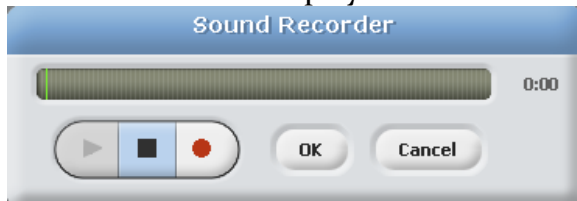
Module

Story: Voiceover

A voiceover is a recording that is made to describe part of the story. Sometimes a recording is made to imitate what a character might say. For example, instead of using the 'say' Block to show a character saying something:



A voiceover would be created to imitate what the Scratch Cat would sound like saying 'I am the Scratch Cat' using the Sound Recorder and 'play sound' Block.



Want to create your own voiceover? Start by clicking on the 'Sounds' tab:



Next, click the 'Record' button next to 'New sound':



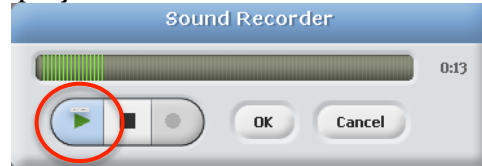
In the 'Sound Recorder' window, click the 'record' button:



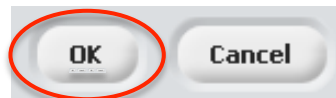
When you are done recording, click the 'stop' button:



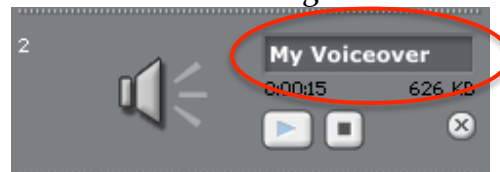
To hear what you've recorded, click the 'play' button:



Click the 'OK' button when finished:



Rename the recording title:



Now you have a sound Block with your recording!

